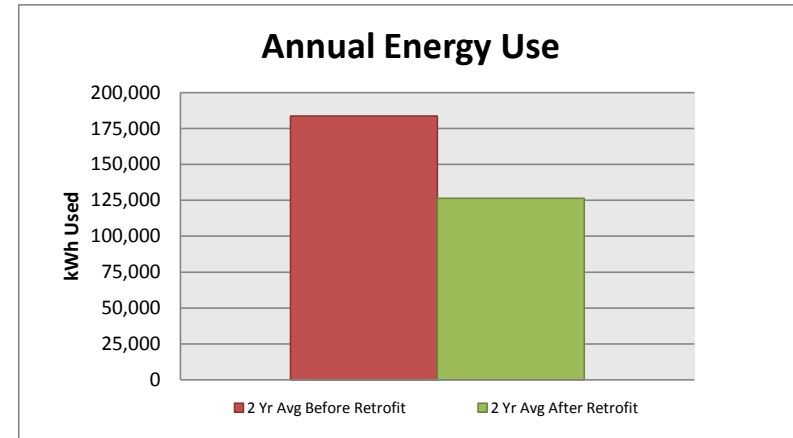
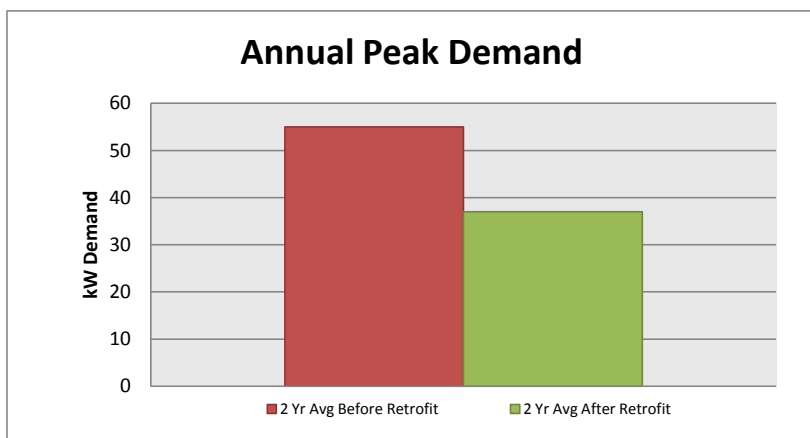
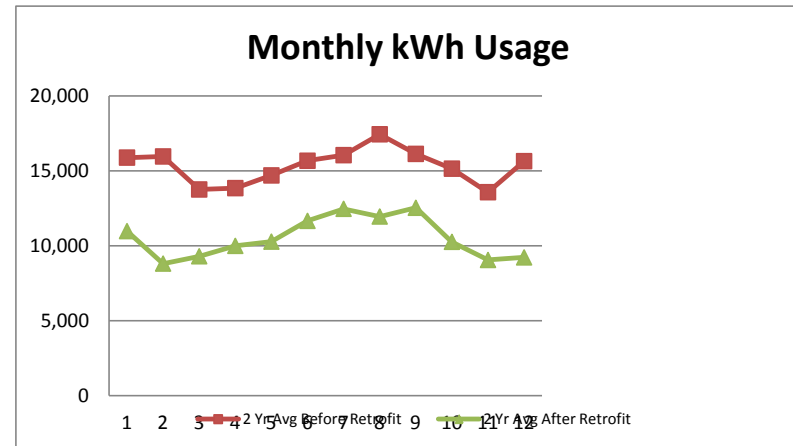
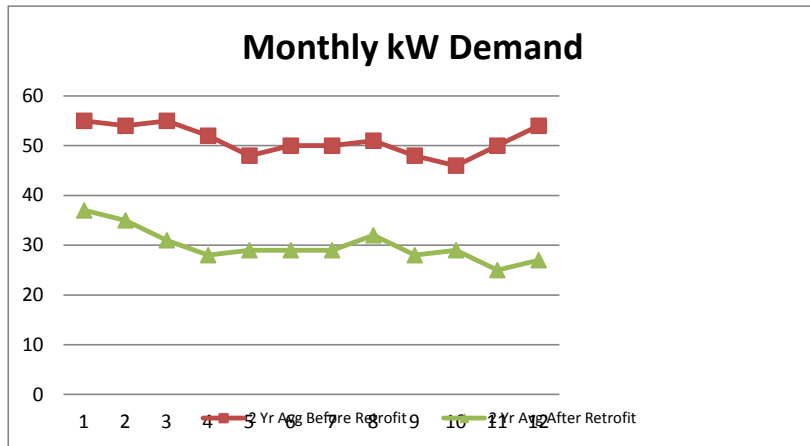


MONTH	2 Yr Avg Before Retrofit		2 Yr Avg After Retrofit		Energy Reduction		Savings at 2012 Avg Rate	
	kW	kWh	kW	kWh	kW	kWh		Savings
January	55	15,885	37	10,977	18	4,908		\$605
February	54	15,961	35	8,810	19	7,151		\$881
March	55	13,757	31	9,298	24	4,459		\$549
April	52	13,847	28	9,992	24	3,855		\$475
May	48	14,695	29	10,276	19	4,419		\$545
June	50	15,674	29	11,661	21	4,013		\$494
July	50	16,048	29	12,465	21	3,583		\$442
August	51	17,441	32	11,952	19	5,489		\$676
September	48	16,132	28	12,535	20	3,597		\$443
October	46	15,146	29	10,261	17	4,885		\$602
November	50	13,575	25	9,050	25	4,525		\$558
December	54	15,647	27	9,223	27	6,424		\$792
Total	55	183,808	37	126,500	27	57,308		\$7,062
Ann HUD		3,342		3,419				



C Store
Savannah, GA Area
Lighting Retrofit Sep-10
Georgia Power Customer
Rate PLM-C

MONTH	2008				2009				2010				2011				2012				2013			
	Days	kW	kWh	Cost	Days	kW	kWh	Cost	Days	kW	kWh	Cost	Days	kW	kWh	Cost	Days	kW	kWh	Cost	Days	kW	kWh	Cost
January	31	56	16,409	\$1,447	31	53	15,360	\$1,777	31	54	16,143	\$1,769	34	39	11,326	\$1,536	36	34	10,628	\$1,291	33	27	10,288	\$1,254
February	32	53	16,653	\$1,494	32	54	15,269	\$1,775	32	52	15,301	\$1,723	30	38	9,342	\$1,502	28	32	8,277	\$1,158	30	30	9,165	\$1,212
March	29	55	14,332	\$1,382	29	55	13,182	\$1,661	29	53	13,683	\$1,635	32	35	10,263	\$1,558	29	27	8,333	\$1,161	31	32	9,515	\$1,229
April	30	48	14,520	\$1,393	30	55	13,174	\$1,660	30	47	15,422	\$1,770	29	27	9,608	\$1,519	30	28	10,376	\$1,294				
May	29	47	14,294	\$1,382	32	48	15,096	\$1,766	31	44	14,277	\$1,704	29	29	10,243	\$1,556	29	28	10,308	\$1,301				
June	32	51	16,506	\$1,851	29	48	14,842	\$1,752	30	44	14,099	\$1,761	30	29	11,347	\$1,637	34	29	11,974	\$1,378				
July	30	51	16,093	\$1,828	30	49	16,002	\$1,815	30	42	14,515	\$1,786	33	28	12,812	\$1,731	29	29	12,117	\$1,386				
August	32	52	17,930	\$1,943	32	49	16,951	\$1,849	32	42	14,261	\$1,717	29	30	11,664	\$1,442	30	33	12,239	\$1,489				
September	31	48	16,638	\$1,843	30	47	15,625	\$1,741	32	29	12,891	\$1,596	33	26	12,011	\$1,441	32	30	13,059	\$1,489				
October	29	48	15,008	\$1,754	29	44	15,283	\$1,722	31	29	11,380	\$1,448	28	28	9,559	\$1,224	29	30	10,963	\$1,290				
November	28	50	13,945	\$1,696	28	50	13,205	\$1,608	28	27	9,261	\$1,327	29	23	8,766	\$1,178	28	26	9,333	\$1,209				
December	32	54	15,090	\$1,758	32	54	16,204	\$1,773	29	38	9,503	\$1,341	29	30	8,941	\$1,188	30	24	9,505	\$1,217				
Total	365	56	187,418	\$19,771	364	55	180,193	\$20,899	365	54	160,736	\$19,577	365	39	125,882	\$17,512	364	34	127,112	\$15,663	94	32	28,968	\$3,695
Ann HUD			3,347				3,276				2,977				3,228				3,739				905	
Ld Factor			38.2%				37.5%				34.0%				36.8%				42.8%				40.1%	
Avg Cost				\$0.1055				\$0.1160				\$0.1218				\$0.1391				\$0.1232				\$0.1276

