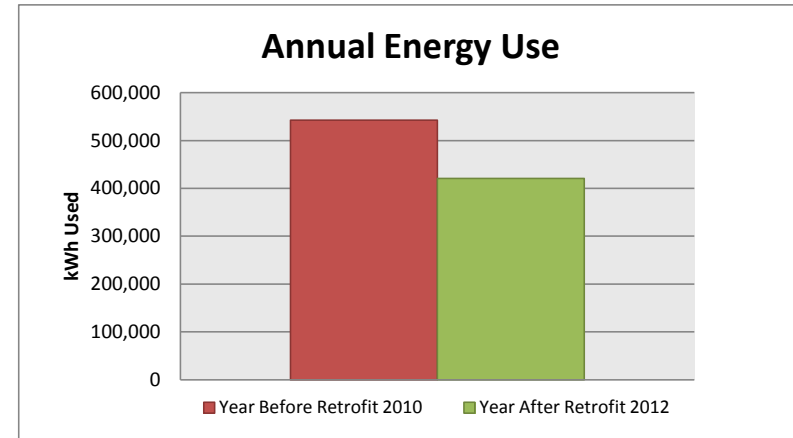
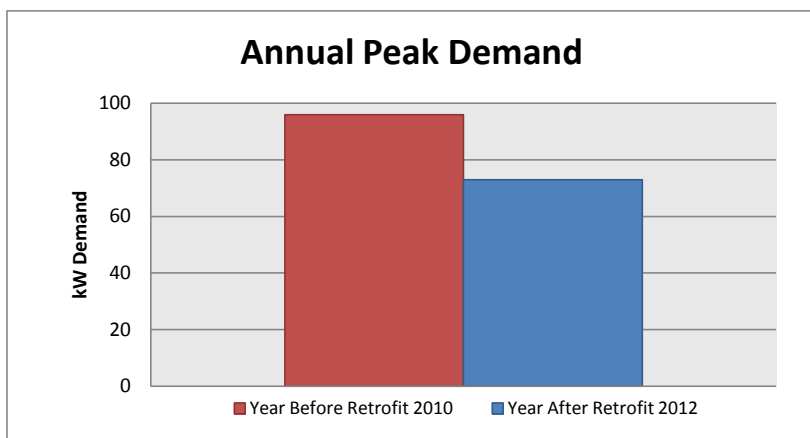
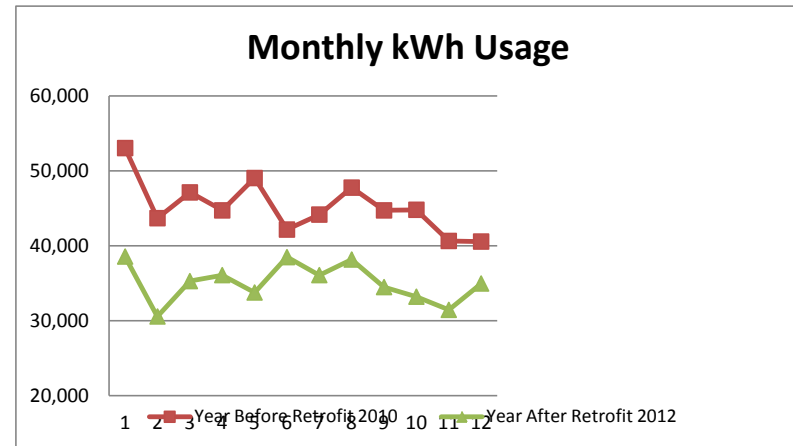
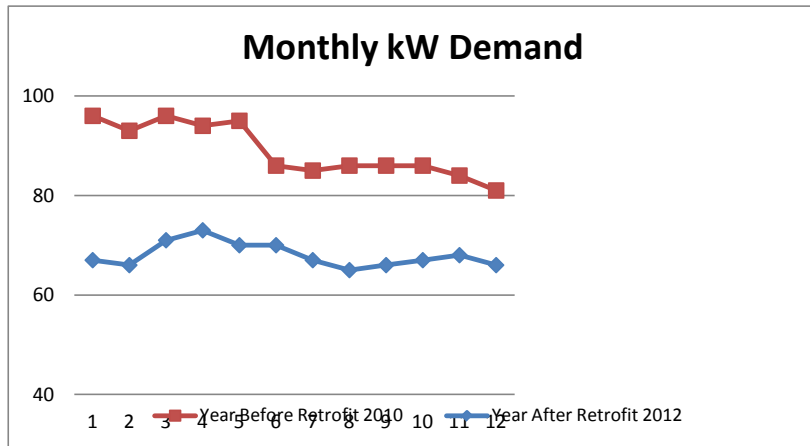


**C Store  
Peachtree City, GA  
GA Power Customer**

MONTH	Year Before Retrofit 2010		Year After Retrofit 2012		Energy Reduction		Savings at 2012 Avg Rate	
	kW	kWh	kW	kWh	kW	kWh	Savings	
January	96	53,040	67	38,560	29	14,480	\$1,478	
February	93	43,680	66	30,560	27	13,120	\$1,339	
March	96	47,120	71	35,280	25	11,840	\$1,208	
April	94	44,720	73	36,080	21	8,640	\$882	
May	95	49,040	70	33,760	25	15,280	\$1,559	
June	86	42,160	70	38,480	16	3,680	\$376	
July	85	44,160	67	36,080	18	8,080	\$825	
August	86	47,760	65	38,160	21	9,600	\$980	
September	86	44,720	66	34,480	20	10,240	\$1,045	
October	86	44,800	67	33,200	19	11,600	\$1,184	
November	84	40,640	68	31,440	16	9,200	\$939	
December	81	40,560	66	34,960	15	5,600	\$572	
<b>Total</b>	<b>96</b>	<b>542,400</b>	<b>73</b>	<b>421,040</b>	<b>23</b>	<b>121,360</b>	<b>\$12,385</b>	
<b>Ann HUD</b>		<b>5,650</b>		<b>5,768</b>				



C Store  
 Peachtree City, GA  
 Lighting Retrofit Oct-11  
 Georgia Power Customer  
 Rate PLM-C

MONTH	2010				2011				2012				2013				2014				2015			
	Days	kW	kWh	Cost	Days	kW	kWh	Cost	Days	kW	kWh	Cost	Days	kW	kWh	Cost	Days	kW	kWh	Cost	Days	kW	kWh	Cost
January	33	96	53,040	\$4,255	34	78	44,720	\$4,112	35	67	38,560	\$3,929												
February	29	93	43,680	\$3,784	28	85	40,560	\$4,040	28	66	30,560	\$3,495												
March	30	96	47,120	\$3,958	29	81	39,360	\$3,974	32	71	35,280	\$3,761												
April	29	94	44,720	\$3,982	32	85	43,200	\$4,188	30	73	36,080	\$3,847												
May	32	95	49,040	\$4,215	29	84	40,800	\$4,054	29	70	33,760	\$3,748												
June	29	86	42,160	\$4,041	31	85	41,120	\$4,334	32	70	38,480	\$3,948												
July	30	85	44,160	\$4,159	32	81	42,640	\$4,369	30	67	36,080	\$3,820												
August	32	86	47,760	\$4,370	30	89	41,440	\$4,430	32	65	38,160	\$3,851												
September	30	86	44,720	\$4,192	31	84	43,200	\$4,441	30	66	34,480	\$3,377												
October	32	86	44,800	\$3,922	30	70	34,640	\$3,703	29	67	33,200	\$3,064												
November	28	84	40,640	\$3,697	28	66	33,040	\$3,614	28	68	31,440	\$2,984												
December	31	81	40,560	\$3,692	30	70	34,080	\$3,673	33	66	34,960	\$3,145												
<b>Total</b>	<b>365</b>	<b>96</b>	<b>542,400</b>	<b>\$48,267</b>	<b>364</b>	<b>89</b>	<b>478,800</b>	<b>\$48,932</b>	<b>368</b>	<b>73</b>	<b>421,040</b>	<b>\$42,969</b>	<b>0</b>	<b>0</b>	<b>0</b>	<b>\$0</b>	<b>0</b>	<b>0</b>	<b>0</b>	<b>\$0</b>	<b>0</b>	<b>0</b>	<b>0</b>	<b>\$0</b>
Ann HUD			5,650				5,380				5,768				#DIV/0!				#DIV/0!				#DIV/0!	
Ld Factor			64.5%				61.6%				65.3%				#DIV/0!				#DIV/0!				#DIV/0!	
Avg Cost				\$0.0890				\$0.1022				\$0.1021				#DIV/0!				#DIV/0!				#DIV/0!

